

Effects of Monounsaturated Fatty Acids on Cardiovascular Risk Factors: A Systematic Review and Meta-Analysis

L. Schwingshackl B. Strasser G. Hoffmann

University for Health Sciences, Medical Informatics and Technology, Institute for Nutritional Sciences and Physiology, Hall in Tirol, Austria

Key Words

Monounsaturated fatty acids • Low fat • Obesity • Cardiovascular risk

Abstract

The appropriate pattern of macronutrient distribution for dietary protocols aimed at treating or preventing obesity and its associated cardiovascular diseases is still a controversial topic of discussion. Recommendations considering a specific percentage or range for monounsaturated fatty acids (MUFA) are rare. It was the aim of this study to analyze long-term, randomized, controlled dietary intervention trials and to investigate the effects of MUFA on the biomarkers of obesity and cardiovascular risk factors. Dietary regimens with a high amount of MUFA (>12%) were compared to those with ≤12%. The biomarkers taken into account were weight, waist circumference, fat mass, total cholesterol, LDL cholesterol, HDL cholesterol, triacylglycerols, systolic and diastolic blood pressure, as well as C-reactive protein. A total of 12 studies met the inclusion criteria. Data analysis was performed using the Review Manager 5.0.25 software. Significant differences between high- and low-MUFA protocols could be observed with respect to fat mass [−1.94 kg (confidence interval −3.72, −0.17), $p = 0.03$], systolic blood pressure

[−2.26 mm Hg (confidence interval −4.28, −0.25), $p = 0.03$] and diastolic blood pressure [−1.15 mm Hg (confidence interval −1.96, −0.34), $p = 0.005$] favoring the dietary protocols with >12% MUFA. Therefore, MUFA might represent a useful tool in the design of dietary regimens for obesity and cardiovascular disease.

Copyright © 2011 S. Karger AG, Basel

Introduction

In 2007 and 2008, prevalence of overweight and obesity in the USA was reported to be 32.2% amongst adult men and 35.5% amongst adult women [1]. In comparison with respective data from the National Health and Nutrition Examination Survey (NHANES) studies collected between 1988 and 2000, these numbers increased dramatically by approximately 20% within the last 10 years [2]. Moreover, results derived from large cohort studies revealed a pandemic rise in the prevalence of obesity around the world, which is no longer restricted to industrialized nations [3]. Obesity is regarded to be a serious risk factor for the development of cardiovascular diseases (CVD) which represent the most common cause of death in the Western world since 1970 [4, 5]. An unhealthy choice of

diet increases the risk of acute myocardial infarction and accounts for about 30% of the population-attributable risk [6]. For European nations, recent data from the European Prospective Investigation into Cancer and Nutrition (EPIC) study indicate that body mass index (BMI) and waist circumference (WC) are strongly associated with death risk. The BMI correlating with the lowest mortality was reported to be 25.3 for men and 24.3 for women [7]. High levels of total cholesterol (TC), LDL cholesterol and triacylglycerols (TG) as well as low levels of HDL cholesterol are evidence-based risk factors of CVD [8–10]. Increases in blood pressure are also associated with mortality risk [11]. Randomized controlled trials (RCTs) have demonstrated a correlation between long-term weight loss or increased physical activity and a reduced incidence of diabetes [12, 13]. However, the appropriate effective dietary protocol to treat obesity and its related CVD is still a matter of debate. In the past, the American Heart Association recommended a diet high in carbohydrates [approx. 55% of total energy consumption, (TEC)] but low in fats (approx. 30% of TEC) in order to prevent overweight, obesity and the associated cardiovascular risks [14, 15]. In 2006, the American Heart Association adjusted its references, permitting a higher maximum value of fat (<35% of TEC) which has meanwhile been adopted by the American Dietetic Association [16, 17].

Considerations of a specific quota of monounsaturated fatty acids (MUFA) within the daily recommendations are scarce. The American Heart Association suggested that less than 15% of TEC should be consumed as MUFA, while the American Dietetic Association proposed the corresponding value to be set to <20% [16, 17]. In the USA, the Dietary Guidelines for Americans included a specific percentage for MUFA in their pattern of macronutrient distribution, i.e. 12% of TEC [18]. In contrast, the European Food Safety Authority concluded that ‘Cis-monounsaturated fatty acids are synthesized by the body, have no known specific role in preventing or promoting diet-related diseases, and are therefore not indispensable constituents of the diet.’ Consequently, the panel did not propose any specific reference value for MUFA at all [19].

Given the obvious potential of dietary regimens in the treatment and prevention of obesity and its associated comorbidities, it is not surprising that there are numerous studies investigating the effects of variations in macronutrient composition on the management of body weight and its metabolic consequences. Previous meta-analyses comparing diets with different amounts of fats in daily nutrition reported an inconclusive impact of MUFA on biomarkers of CVD, suggesting that only long-term interven-

tion trials might adequately address the question of an optimal strategy for the reduction of coronary risk [20, 21].

In our study, we focused on RCTs with a duration of at least 6 months using either high (>12%) or low (\leq 12%) percentages of MUFA in their daily regimens. As outcome measures, body weight, WC, fat mass (FM), TC, LDL-cholesterol, HDL-cholesterol, TG, C-reactive protein (CRP), as well as systolic and diastolic blood pressure (SBP and DBP) were chosen.

Methods

Research Strategy

For the selection process of adequate publications, methods recommended by the Cochrane Collaboration were used [22]. A wide research strategy was applied to identify as many relevant RCTs investigating the management of obesity and CVD risk factors as possible. Queries were performed in three electronic databases: MEDLINE (between 1966 and December 2010), EMBASE (between 1980 and December 2010) and the Cochrane Trial Register (until December 2010). The research strategy incorporated CVD and obesity-related terms and text terms, adjusted to each database. Key words and Boolean operators were as follows: ‘blood pressure AND diet’, ‘cardiovascular disease AND diet’, ‘cholesterol AND diet’, ‘low fat diet’, ‘Mediterranean diet’, ‘monounsaturated fatty acids AND diet’, ‘obesity AND diet’ as well as ‘triacylglycerols AND diet’. In addition, reference lists of selected studies were reviewed.

To be included, RCTs had to at least assess weight loss or prevention of weight gain during the high-MUFA versus low-MUFA dietary protocol. In accordance with the systematic review of Hession et al. [23] who compared low-carbohydrate diets to low-fat diets, only studies conducted in a population of adult volunteers – as defined by a minimum age of 18 years – were taken into account. The minimum period of dietary intervention and follow-up was set to 6 months, and the nutritional counseling had to be done by a dietician. Since this meta-analysis focused on the prevention of CVD, studies that signed up participants with coronary heart disease (CHD) were excluded.

Types of Intervention

The focus of this review was set on examining high-MUFA versus low-MUFA diets to induce weight loss and/or to prevent weight gain, as well as to induce changes in cardiovascular risk factors. Therefore, the following types of dietary interventions were evaluated: as a primary analysis, we defined high-MUFA diets using the threshold set by the Dietary Guidelines for Americans (>12% of TEC) [18] and low-MUFA to provide \leq 12% of TEC in the form of MUFA. Low-MUFA were differentiated to be:

- low-fat diets (LF; total fat content \leq 30% of TEC, saturated fatty acids \leq 7–10% of TEC)
- low glycemic index diets (LGI)
- high glycemic index diets (HGI)
- high-polyunsaturated fatty acids diets (high-PUFA)
- high-protein diets (HP)
- control diets (total fat content \geq 30% of TEC and/or saturated fatty acids \geq 10% of TEC).

Outcome Measures

Main outcome parameters of the RCTs included in this study were weight loss or prevention of weight gain, WC and FM. Secondary outcomes included biomarkers of CVD risk:

- serum lipids; including TC, LDL cholesterol, HDL cholesterol and TG
- SBP and DBP
- CRP.

Quality Assessment of Studies

Full copies of studies were independently assessed for methodological quality by two researchers using a standard form using the Jaded score [24]. This 5-point quality scale includes points for randomization (randomized = 1 point; table of random numbers or computer generated randomization = an additional 1 point), double-blinding (double-blind = 1 point; use of a placebo = additional 1 point), and follow-up (numbers and reasons for withdrawal in each group are stated = 1 point) within the report of an RCT. An additional point was accepted if the analysis was by intention-to-treat. Final scores of 0–2 were considered as low quality, while final scores of ≥ 3 were regarded as representing studies of high quality, since double-blinded study protocols are hard to achieve in these types of interventions.

Data Abstraction and Statistical Analysis

A data abstraction form for this systematic review was created according to Avenell et al. [22]. For each outcome measure of interest, a meta-analysis was performed in order to determine the pooled effect of the intervention in terms of weighted mean differences (WMD) between the postintervention values of the intervention and control groups. All data were analyzed using the Review Manager 5.0.25 software provided by the Cochrane Collaboration (<http://ims.cochrane.org/revman>). Heterogeneity between trial results was tested with a standard χ^2 test. The I^2 parameter was used to quantify any inconsistency: $I^2 = [(Q - df)] \times 100\%$ (where Q is the χ^2 statistic and d.f. is its degrees of freedom). A value for $I^2 > 50\%$ was considered to represent substantial heterogeneity [25]. Heterogeneity was taken into account by using the random-effects model to estimate WMD and 95% confidence intervals (CIs). Funnel plots were used to assess potential publication bias (i.e. the tendency for studies that yield statistically significant results to be more likely to be submitted and accepted for publication). To determine the presence of publication bias, we assessed the symmetry of the funnel plots in which mean differences were plotted against their corresponding standard errors. A primary analysis of all studies was performed oriented towards the definition of high-MUFA and low-MUFA diets, followed by a subanalysis of the specific kind of dietary intervention as described in the selected studies.

Handling of Missing Data

Data processing for this review required the input of the mean and standard deviation (SD) of post values. Where SD was not available, the authors of the original publication were asked for the missing data. For one trial [26], baseline SD had to be imputed. We assumed that this is a valid procedure since the baseline and postintervention SD were found to be similar within the other trials included in the meta-analysis. In addition, this strategy had been used before in a meta-analysis by Boulé et al. [27].

Results

Characteristics of Studies and Participants

A total of 12 studies recruiting 1,990 participants met the inclusion criteria [26, 28–38]. Four RCTs were performed for a period of 6 months [29, 32, 33, 37], another 4 trials for a period of 12 months [28, 30, 34, 38], 1 lasted 18 months [35], 2 studies executed a 24-month intervention protocol [31, 36], and 1 ran for a period of 4 years [26]. All studies compared a high-MUFA diet to a low-MUFA regime such as LF, LGI, HGI, high-PUFA and HP diets or to unattended controls. Attrition rates did not differ significantly between the intervention groups.

In one trial [33], the high-MUFA diet was approached by two different kinds of intervention: one included the high-MUFA setting in an HGI protocol, while the other combined high MUFA with an LGI regime. Both types of high-MUFA diets were included in the meta-analysis via a separate comparison of high MUFA/LGI versus LF/LGI, high MUFA/HGI versus LF/HGI and high MUFA/HGI versus high saturated fatty acids/HGI (defined as control group). This was done in order to minimize a potential bias of HGI and LGI, respectively, when comparing high-MUFA and low-MUFA diets. The characteristics of all RCTs included in the present meta-analysis are summarized (online supplementary table 1; for all online supplementary material, see www.karger.com/doi/10.1159/000334071).

Outcome Measures

WMD for the effects of high-MUFA versus low-MUFA diets as well as the corresponding subanalyses on all biomarkers of obesity and CVD measured in the RCTs included in our study are summarized (online suppl. table 2).

Weight/Waist Circumference/Fat Mass

The pooled estimates of effects of high-MUFA versus low-MUFA diets on weight were -0.82 kg (95% CI -1.87 to 0.22). Reductions/changes in body weight were not statistically significant ($p = 0.16$). However, post hoc analysis showed that reduction of body weight was significantly more pronounced following a high-MUFA diet compared to an LF diet [WMD: -1.71 kg (95% CI -3.41 to -0.02), $p = 0.05$] (fig. 1). FM was assessed in a total of 340 subjects. WMD for the effects of high-MUFA versus low-MUFA regimens was -1.94 kg (95% CI -3.72 to 0.17) which was statistically significant ($p = 0.03$) (fig. 2). There was no statistically significant effect of a high-MUFA diet on WC compared to control diets.

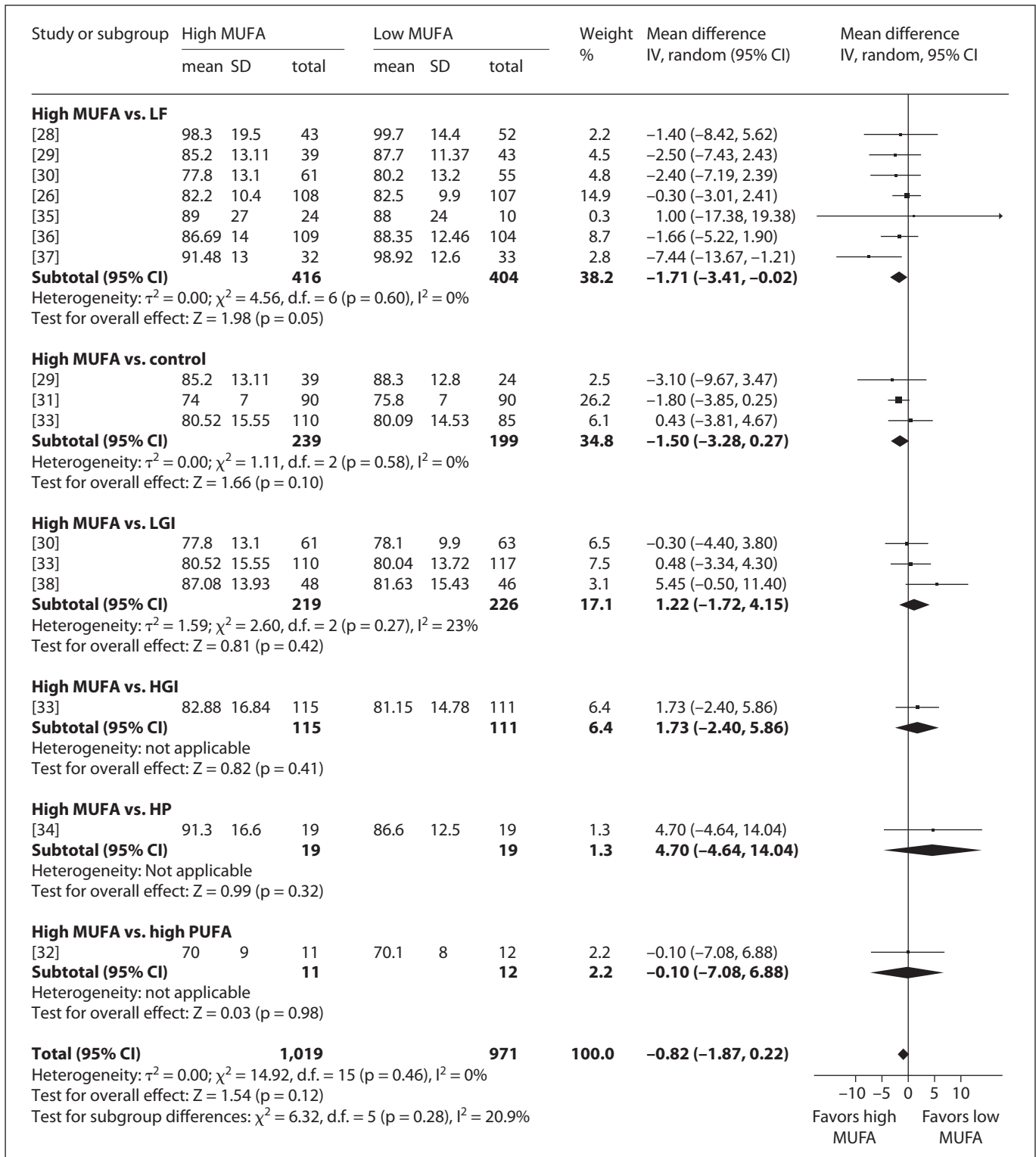


Fig. 1. Forest plot showing pooled WMD with 95% CI for weight (kg) for 12 randomized controlled high-MUFA diets. The different types of low-MUFA diets were separated into subgroups. For each high-MUFA study, the shaded square represents the point estimate of the intervention effect. The horizontal line joins the

lower and upper limits of the 95% CI of these effects. The area of the shaded square reflects the relative weight of the study, within the respective meta-analysis. The diamond at the bottom of the graph represents the pooled WMD with the 95% CI for the 12 study groups.

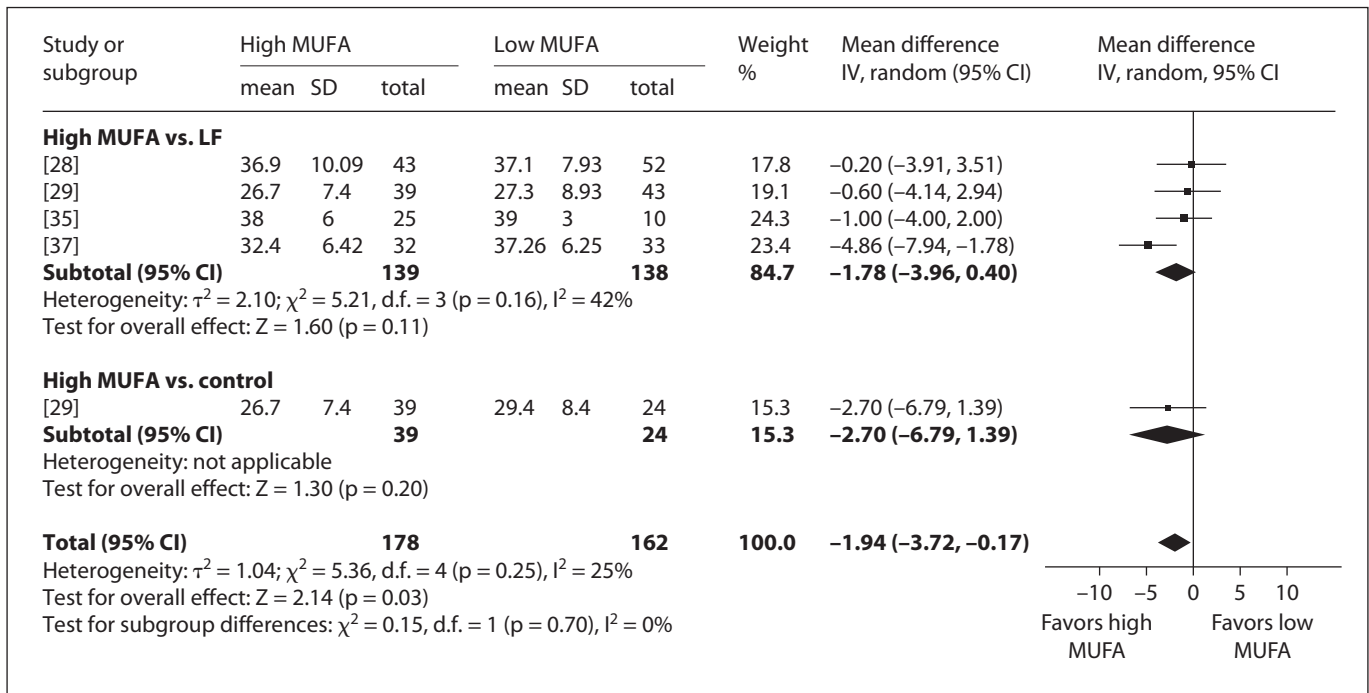


Fig. 2. Forest plot showing pooled WMD with 95% CI for FM (kg) for 4 randomized controlled high-MUFA diets. The different types of low-MUFA diets were separated into subgroups. For each high-MUFA study, the shaded square represents the point estimate of the intervention effect. The horizontal line joins the low-

er and upper limits of the 95% CI of these effects. The area of the shaded square reflects the relative weight of the study in the respective meta-analysis. The diamond at the bottom of the graph represents the pooled WMD with the 95% CI for the 4 study groups.

Serum Lipids

There were no significant differences between high-MUFA and low-MUFA diets for changes in TC [WMD: -1.33 mg/dl (95% CI -4.45 to 1.78), $p = 0.40$], LDL cholesterol [WMD: -0.85 mg/dl (95% CI -4.86 to 3.17), $p = 0.68$], HDL cholesterol [WMD: 0.95 mg/dl (95% CI -0.88 to 2.79), $p = 0.31$] and TG [WMD: -6.30 mg/dl (95% CI -14.24 to 1.64), $p = 0.12$].

Blood Pressure

Decreases in SBP were significantly more explicit in subjects adhering to a high-MUFA diet as compared to a low-MUFA diet [WMD: -2.26 mm Hg (95% CI -4.28 to -0.25), $p = 0.03$]. Comparable results were found when comparing high-MUFA groups to control groups in a post hoc subgroup analysis [WMD: -3.90 mm Hg (95% CI -6.90 to -0.90), $p = 0.01$] (fig. 3). Our meta-analysis showed that the pooled effect of a high-MUFA diet on DBP was a reduction of 1.15 mm Hg (95% CI -1.96 to -0.34). This is both clinically and statistically significant ($p = 0.005$) (fig. 4).

C-Reactive Protein

We observed no statistically significant differences between high-MUFA and low-MUFA diets on CRP [WMD: -0.07 mg/dl (95% CI -0.41 to 0.27), $p = 0.68$].

Discussion

Overweight was found to be associated with an increased relative risk as well as a population-attributable risk for hypertension and CVD, and energy restriction was reported to be the most important factor for weight loss independent of dietary macronutrient composition [5, 39]. In the meta-analysis, reduction of body weight did not differ when comparing high-MUFA with low-MUFA diets. Likewise, decreases in WC following a high-MUFA protocol turned out to be indistinguishable from those detected after low-MUFA diets. However, high-MUFA regimens had a significantly more pronounced impact on FM. Using pooled data from cohort studies and RCTs, de Koning et al. [40] reported a 2% increase in CVD risk for

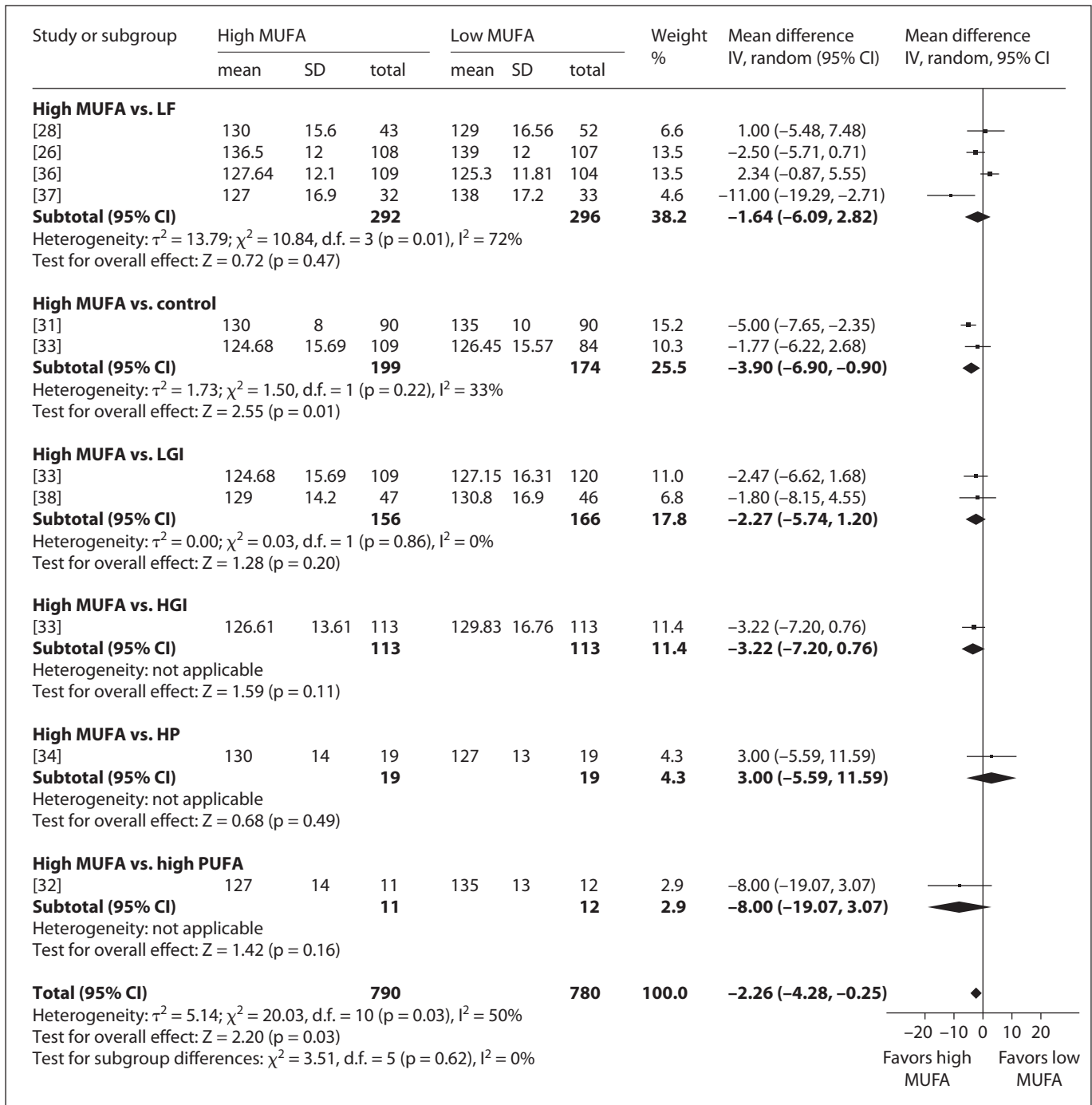


Fig. 3. Forest plot showing pooled WMD with 95% CI for SBP (mm Hg) for 9 randomized controlled high-MUFA diets. The different types of low-MUFA diets were separated into subgroups. For each high-MUFA study, the shaded square represents the point estimate of the intervention effect. The horizontal line joins

the lower and upper limits of the 95% CI of these effects. The area of the shaded square reflects the relative weight of the study in the respective meta-analysis. The diamond at the bottom of the graph represents the pooled WMD with the 95% CI for the 9 study groups.

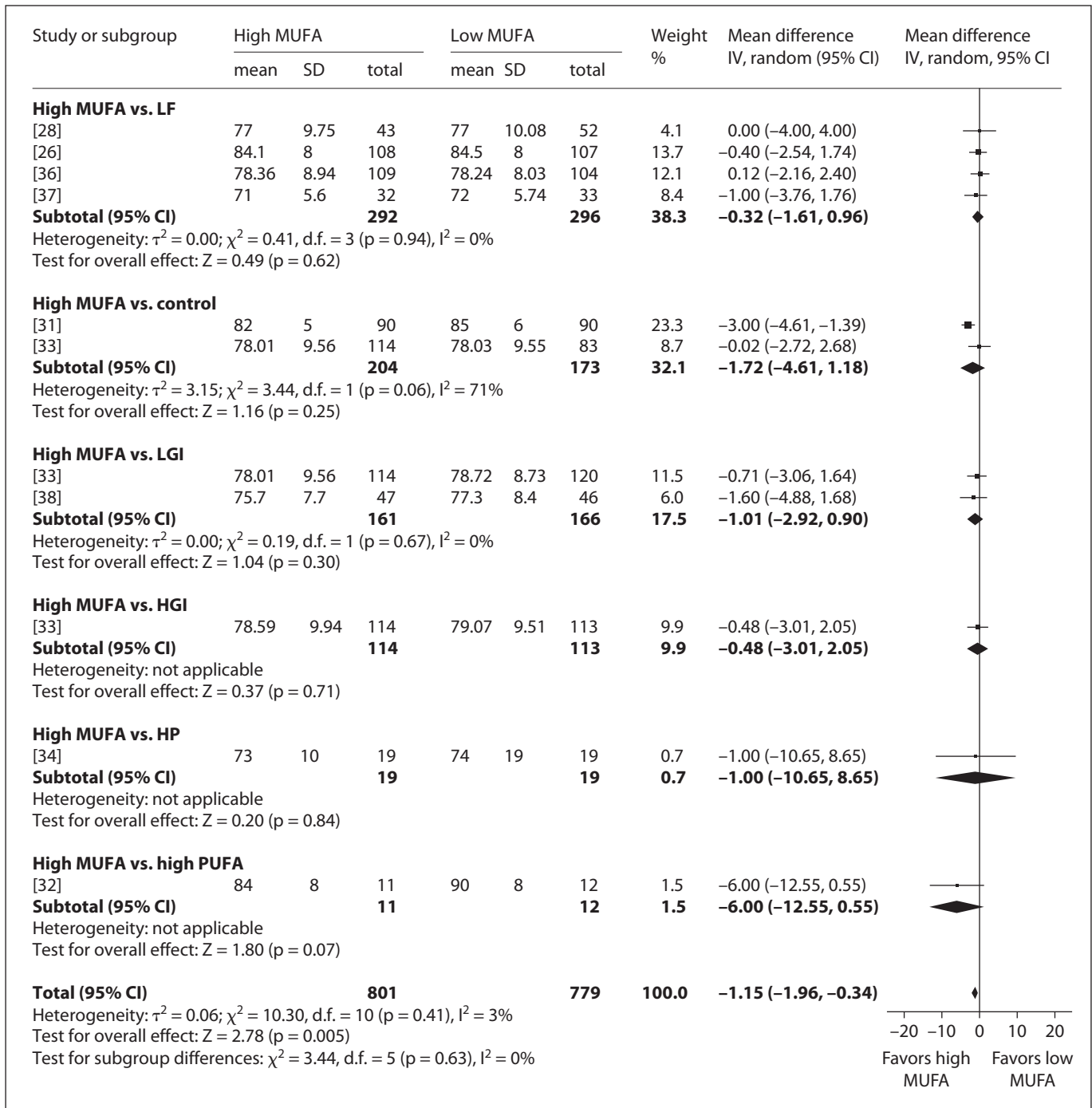


Fig. 4. Forest plot showing pooled WMD with 95% CI for DBP (mm Hg) for 9 randomized controlled high-MUFA diets. The different types of low-MUFA diets were separated into subgroups. For each high-MUFA study, the shaded square represents the point estimate of the intervention effect. The horizontal line joins

the lower and upper limits of the 95% CI of these effects. The area of the shaded square reflects the relative weight of the study in the respective meta-analysis. The diamond at the bottom of the graph represents the pooled WMD with the 95% CI for the 9 study groups.

a 2-cm gain in WC. With respect to these observations, our findings remain inconclusive.

Regarding blood lipids, neither HDL cholesterol nor TG was significantly affected by the percentage of MUFA in the RCTs selected for this analysis. Nevertheless, choosing both as outcome measures for CVD is substantiated by a number of studies. Thus, data from the Framingham study showed that for every 0.96-mg/dl rise in HDL cholesterol, the risk of CHD decreased by 2% in men and by 3% in women [41], while TG are considered to be evidence-based risk factors for CVD [42, 43]. In the 10-year follow-up of the Caerphilly and Speedwell cohorts, high levels of TG and low levels of HDL cholesterol were independent risk factors of CVD and a predictor of ischemic heart disease following joined computations [44]. A decrease in mean arterial blood pressure by 3 mm Hg will reduce the risk of CVD by 5–10%, the risk of stroke by 8–15% and overall mortality by 5% [45]. Moreover, a mere 3% reduction of SBP decreased the mortality risk due to myocardial infarction by 8% [46]. In the meta-analysis, reductions in SBP as well as DBP were significantly more pronounced in participants executing a high-MUFA diet as compared to the various low-MUFA protocols. In a previous meta-analysis investigating the effects of high-MUFA versus high-carbohydrate (low-MUFA) diets on blood pressure, the authors concluded that a diet high in carbohydrates may be associated with elevations in blood pressure, which could not be observed following a high-MUFA protocol [47].

In another meta-analysis by Mensink et al. [48], investigating 60 controlled intervention trials, it was found that replacing carbohydrates by MUFA improved the ratio of TC:HDL cholesterol as well as LDL cholesterol, HDL cholesterol and TG values. Similar results were reported in diabetic subjects when comparing a high-MUFA diet to a high-carbohydrate diet [49]. Sofi et al. [50] analyzed cohort studies investigating a Mediterranean diet (which implies a higher amount of MUFA than usual) and observed a significant improvement in health status as indicated by a lower incidence in overall mortality (9%), cancer (6%), dementia (13%) and a decrease in mortality due to CVD (9%). In the Spanish branch of the EPIC study, adherence to a Mediterranean diet was associated with a significantly reduced risk for CHD, supporting its role in primary prevention at least in healthy populations [51].

To be categorized according to this review, high-MUFA diets had to exceed the threshold set by the Dietary Guidelines for Americans (i.e. >12% of TEC) [18]. The final percentage of MUFA in the included studies

varied between 12.1 and 25%, posing the question of potential hazards associated with high MUFA contents. Increasing the percentage of MUFA in the diet will most likely result in a higher amount of total fat consumption. Indeed, RCTs using a high-MUFA approach included in this meta-analysis also had a mean fat content of 37% of TEC and, in most cases, exceeded the upper threshold value of 35% [26, 28–30, 33–35, 37, 38] recommended by most international dietary guidelines [16–19]. However, in all studies where the MUFA content exceeded 20% of TEC, no detrimental changes in cardiovascular-related biomarkers were observed [28–30, 34, 37]. Summing up the data of 9 individual trials, Willett postulated that a percentage of fat in the diet at a range of 18–40% will only minimally affect body weight [52]. In addition, the Women's Health Initiative Dietary Modification Trial failed to show a more pronounced weight reduction as well as favorable effects on lipoprotein risk factors in response to an LF diet as compared to a diet with a total fat content of 38.1% of TEC [53, 54]. These data indicate that low-MUFA/low-fat diets are not superior to high-MUFA diets, while vice versa, high-MUFA diets managed to exert beneficial effects that might represent a preventive measure with respect to CVD.

Limitations

This systematic review does not consider unpublished data, and it cannot be excluded that these results may have at least a moderate impact on the effects size estimates. Another limitation lies in the diversity of the publications taken into account. Heterogeneity with respect to study characteristics is a common problem in nutritional intervention trials. Therefore, it is not surprising that the literature chosen for our analysis varies according to the type(s) of diets used, definitions of MUFA diets, the study population, intervention time and long-term follow-up protocols. In the study by Wien et al. [37], MUFA were supplied in the form of almonds. Since energy extraction from nuts is incomplete, this might explain at least in part the positive effects of their high-MUFA protocol on outcome parameters such as body weight. In addition, the study by Shai et al. [36] was included, although a subgroup of participants (46 in the high-MUFA group and 38 in the low-MUFA group, respectively, adding up to approximately 40% of the study population) suffered from CHD. However, a rerun of the analyses without the respective data revealed that the impact of these studies on our results was not significant. Therefore, we decided to keep the data from these studies in the meta-analysis. Another general limitation is given

by the fact that the use of an RCT design in dietary interventions may not be appropriate. Patients within the control group who are not continuously monitored might also change lifestyle aspects of their lifestyle, such as nutrition, of their own accord, perhaps subconsciously or perhaps due to a metabolic response of the body, aiming to return to its initial weight.

Conclusion

This systematic review included long-term RCTs (≥ 6 months) published until December 2010 which compared high-MUFA and low-MUFA diets. Outcome measures for obesity and its comorbidities were weight, WC, FM, TC, LDL cholesterol, HDL cholesterol, TG, SBP, DBP and CRP. Taken together, the results point to a beneficial ef-

fect of diets that contain more than 12% of TEC (in the form of MUFA) on important risk factors such as FM or SBP and DBP. Therefore, international dietary recommendations directed to treat or prevent obesity and its associated CVD could bear in mind specific percentages of MUFA within the range of the current Dietary Guidelines for Americans.

Acknowledgements

The authors are grateful to Susan Jebb, PhD, Iris Shai, PhD, and Thomas Wolever, PhD for providing the raw data of their original studies for this meta-analysis and Cornelia Blank for carefully reading our manuscript.

The authors declare that they have no conflict of interest. This research received no specific grant from any funding agency in the public, commercial or not-for-profit sectors.

References

- Flegal KM, Carroll MD, Ogden CL, Curtin LR: Prevalence and trends in obesity among US adults, 1999–2008. *JAMA* 2010;303:235–241.
- Ford ES, Mokdad AH, Giles WH: Trends in waist circumference among US adults. *Obes Res* 2003;11:1223–1231.
- World Health Organization Consultation: Obesity: preventing and managing the global epidemic. *World Health Organ Tech Rep Ser* 2000;894:1–253.
- Jemal A, Ward E, Hao Y, Thun M: Trends in the leading causes of death in the USA, 1970–2002. *JAMA* 2005;294:1255–1259.
- Wilson PW, D'Agostino RB, Sullivan L, Parise H, Kannel WB: Overweight and obesity as determinants of cardiovascular risk. *Arch Intern Med* 2002;162:1867–1872.
- Iqbal R, Anand S, Ounpuu S, Islam S, Zhang X, Rangarajan S, Chifamba J, Al-Hinai A, Keltai M, Yusuf S, INTERHEART Study Investigators: Dietary patterns and the risk of acute myocardial infarction in 52 countries: results of the INTERHEART study. *Circulation* 2008;118:1929–1937.
- Pischon T, Boeing H, Hoffmann K, Bergmann M, Schulze MB, Overvad K, van der Schouw YT, Spencer E, Moons KG, Tjønneland A, Halkjaer J, Jensen MK, Stegger J, Clavel-Chapelon F, Boutron-Ruault MC, Chajes V, Linseisen J, Kaaks R, Trichopoulou A, Trichopoulos D, Bamia C, Sieri S, Palli D, Tumino R, Vineis P, Panico S, Peeters PH, May AM, Bueno-de-Mesquita HB, van Duynhoven FJ, Hallmans G, Weinehall L, Manjer J, Hedblad B, Lund E, Agudo A, Arriola L, Barricarte A, Navarro C, Martinez C, Quirós JR, Key T, Bingham S, Khaw KT, Boffetta P, Jenab M, Ferrari P, Riboli E: General and abdominal adiposity and risk of death in Europe. *N Engl J Med* 2008;359:2105–2120.
- Cooney MT, Dudina A, De Bacquer D, Wilhelmssen L, Sans S, Menotti A, De Backer G, Jousilahti P, Keil U, Thomsen T, Whincup P, Graham IM, SCORE investigators: HDL cholesterol protects against cardiovascular disease in both genders, at all ages and at all levels of risk. *Atherosclerosis* 2009;206:611–616.
- Lewington S, Whitlock G, Clarke R, Sherliker P, Emberson J, Halsey J, Qizilbash N, Peto R, Collins R: Blood cholesterol and vascular mortality by age, sex, and blood pressure: a meta-analysis of individual data from 61 prospective studies with 55,000 vascular deaths. *Lancet* 2007;370:1829–1839.
- Bayturan O, Tuzcu EM, Lavoie A, Hu T, Wolfski K, Schoenhagen P, Kapadia S, Nissen SE, Nicholls SJ: The metabolic syndrome, its component risk factors, and progression of coronary atherosclerosis. *Arch Intern Med* 2010;170:478–484.
- Lloyd-Jones D, Adams R, Carnethon M, Carnethon M, Dai S, De Simone G, Ferguson TB, Ford E, Furie K, Gillespie C, Go A, Greenlund K, Haase N, Hailpern S, Ho PM, Howard V, Kissela B, Kittner S, Lackland D, Lisabeth L, Marelli A, McDermott MM, Meigs J, Mozaffarian D, Mussolino M, Nichol G, Roger VL, Rosamond W, Sacco R, Sorlie P, Roger VL, Thom T, Wasserthiel-Smoller S, Wong ND, Wylie-Rosett J, American Heart Association Statistics Committee and Stroke Statistics Subcommittee: Heart disease and stroke statistics – 2010 update: a report from the American Heart Association. *Circulation* 2010;121:e46–e215.
- Knowler WC, Barrett-Connor E, Fowler SE, Hamman RF, Lachin JM, Walker EA, Nathan DM, Diabetes Prevention Program Research Group: Reduction in the incidence of type 2 diabetes with lifestyle intervention or metformin. *N Engl J Med* 2002;346:393–403.
- Tuomilehto J, Lindstrom J, Eriksson JG, Valle TT, Hämäläinen H, Ilanne-Parikka P, Keinänen-Kiukaanniemi S, Laakso M, Louheranta A, Rastas M, Salminen V, Uusitupa M, Finnish Diabetes Prevention Study Group: Prevention of type 2 diabetes mellitus by changes in lifestyle among subjects with impaired glucose tolerance. *N Engl J Med* 2001;344:1343–1350.
- Deckelbaum RJ, Fisher EA, Winston M, Kumanyika S, Lauer RM, Pi-Sunyer FX, St Jeor S, Schaefer EJ, Weinstein IB: Summary of a scientific conference on preventive nutrition: pediatrics to geriatrics. *Circulation* 1999;100:450–456.
- Krauss RM, Eckel RH, Howard B, Appel LJ, Daniels SR, Deckelbaum RJ, Erdman JW Jr, Kris-Etherton P, Goldberg IJ, Kotchen TA, Lichtenstein AH, Mitch WE, Mullis R, Robinson K, Wylie-Rosett J, St Jeor S, Suttie J, Tribble DL, Bazzarre TL: AHA Dietary Guidelines: revision 2000: a statement for healthcare professionals from the Nutrition Committee of the American Heart Association. *Circulation* 2000;102:2284–2299.

- 16 Lichtenstein AH, Appel LJ, Brands M, Carnethon M, Daniels S, Franch HA, Franklin B, Kris-Etherton P, Harris WS, Howard B, Karanja N, Lefevre M, Rudel L, Sacks F, Van Horn L, Winston M, Wylie-Rosett J: Diet and lifestyle recommendations: revision 2006: a scientific statement from the American Heart Association Nutrition Committee. *Circulation* 2006;114:82–96.
- 17 Position of the American Dietetic Association and the Dietitians of Canada: Dietary Fatty Acids. *J Am Diet Assoc* 2007;107:1599–1611.
- 18 US Department of Agriculture, US Department of Health and Human Services: Dietary Guidelines for Americans, 2010, ed. 7. Washington, US Government Printing Office, 2010.
- 19 European Food Safety Authority (EFSA): Scientific opinion on dietary reference values for fats, including saturated fatty acids, polyunsaturated fatty acids, monounsaturated fatty acids, trans-fatty acids, and cholesterol. *EFSA J* 2010;8:1461.
- 20 Clarke R, Frost C, Collins R, Appleby P, Peto R: Dietary lipids and blood cholesterol: quantitative meta-analysis of metabolic ward studies. *BMJ* 1997;314:112–117.
- 21 Mensink RP, Katan MB: Effect of dietary fatty acids on serum lipids and lipoproteins. A meta-analysis of 27 trials. *Arterioscler Thromb* 1992;12:911–919.
- 22 Avenell A, Broom J, Brown TJ, Poobalan A, Aucott L, Stearns SC, Smith WC, Jung RT, Campbell MK, Grant AM: Systematic review of the long-term effects and economic consequences of treatments for obesity and implications for health improvement. *Health Technol Assess* 2004;8:1–182.
- 23 Hession M, Rolland C, Kulkarni U, Wise A, Broom J: Systematic review of randomized controlled trials of low-carbohydrate vs. low-fat/low-calorie diets in the management of obesity and its comorbidities. *Obes Rev* 2009;10:36–50.
- 24 Jadad AR, Moore RA, Carroll D, Jenkinson C, Reynolds DJ, Gavaghan DJ, McQuay HJ: Assessing the quality of reports of randomized clinical trials: is blinding necessary? *Control Clin Trials* 1996;17:1–12.
- 25 Higgins JP, Thompson SG, Deeks JJ, Altman DG: Measuring inconsistency in metaanalyses. *BMJ* 2003;327:557–560.
- 26 Esposito K, Maiorino MI, Ciotola M, Di Palo C, Scognamiglio P, Gicchino M, Petruzzo M, Saccomanno F, Beneduce F, Ceriello A, Giugliano D: Effects of a Mediterranean-style diet on the need for antihyperglycemic drug therapy in patients with newly diagnosed type 2 diabetes: a randomized trial. *Ann Intern Med* 2009;151:306–314.
- 27 Boulé NG, Haddad E, Kenny GP, Wells GA, Sigal RJ: Effects of exercise on glycemic control and body mass index in type 2 diabetes mellitus: a meta-analysis of controlled clinical trials. *JAMA* 2002;286:1218–1227.
- 28 Brehm BJ, Lattin BL, Summer SS, Boback JA, Gilchrist GM, Jandacek RJ, D'Alessio DA: One-year comparison of a high-monounsaturated fat diet with a high-carbohydrate diet in type 2 diabetes. *Diabetes Care* 2009;32:215–220.
- 29 Due A, Larsen TM, Mu H, Hermansen K, Stender S, Astrup A: Comparison of 3 ad libitum diets for weight-loss maintenance, risk of cardiovascular disease, and diabetes: a 6-month randomized controlled trial. *Am J Clin Nutr* 2008;88:1232–1241.
- 30 Elhayany A, Lustman A, Abel A, Attal-Singer J, Vinker S: A low carbohydrate Mediterranean diet improves cardiovascular risk factors and diabetes control among overweight patients with type 2 diabetes mellitus: a 1-year prospective randomized intervention study. *Diabetes Obes Metab* 2010;12:204–209.
- 31 Esposito K, Marfella R, Ciotola M, Di Palo C, Giugliano F, Giugliano G, D'Armiendo M, D'Andrea F, Giugliano D: Effect of a mediterranean-style diet on endothelial dysfunction and markers of vascular inflammation in the metabolic syndrome: a randomized trial. *JAMA* 2004;292:1440–1446.
- 32 Ferrara LA, Raimondi AS, d' Episcopo L, Guida L, Dello Russo A, Marotta T: Olive oil and reduced need for antihypertensive medications. *Arch Intern Med* 2004;160:837–842.
- 33 Jebb SA, Lovegrove JA, Griffin BA, Frost GS, Moore CS, Chatfield MD, Bluck LJ, Williams CM, Sanders TA, RISCO Study Group: Effect of changing the amount and type of fat and carbohydrate on insulin sensitivity and cardiovascular risk: the RISCO (Reading, Imperial, Surrey, Cambridge, and Kings) trial. *Am J Clin Nutr* 2010;92:748–758.
- 34 Keogh JB, Luscombe-Marsh ND, Noakes M, Wittert GA, Clifton PM: Long-term weight maintenance and cardiovascular risk factors are not different following weight loss on carbohydrate-restricted diets high in either monounsaturated fat or protein in obese hyperinsulinaemic men and women. *Br J Nutr* 2007;97:405–410.
- 35 McManus K, Antinoro L and Sacks F: A randomized controlled trial of a moderate fat, low-energy diet compared with a low fat, low-energy diet for weight loss in overweight adults. *Int J Obes Relat Metab Disord* 2001;25:1503–1511.
- 36 Shai I, Schwarzfuchs D, Henkin Y, Shahar DR, Witkow S, Greenberg I, Golan R, Fraser D, Bolotin A, Vardi H, Tangi-Rozental O, Zuk-Ramot R, Sarusi B, Brickner D, Schwartz Z, Sheiner E, Marko R, Katorza E, Thiery J, Fiedler GM, Blüher M, Stumvoll M, Stampfer MJ, Dietary Intervention Randomized Controlled Trial (DIRECT) Group: Weight loss with a low-carbohydrate, Mediterranean, or low-fat diet. *N Engl J Med* 2008;359:229–241.
- 37 Wien MA, Sabate JM, Ikle DN, Cole SE, Kandeel FR: Almonds vs. complex carbohydrates in a weight reduction program. *Int J Obes Relat Metab Disord* 2003;27:1365–1362.
- 38 Wolever TM, Gibbs AL, Mehling C, Chiasson JL, Connelly PW, Josse RG, Leiter LA, Maheux P, Rabasa-Lhoret R, Rodger NW, Ryan EA: The Canadian Trial of Carbohydrates in Diabetes (CCD): a 1-year controlled trial of low-glycemic-index dietary carbohydrate in type 2 diabetes: no effect on glycated hemoglobin but reduction in C-reactive protein. *Am J Clin Nutr* 2008;87:114–125.
- 39 Sacks FM, Bray GA, Carey VJ, Smith SR, Ryan DH, Anton SD, McManus K, Champagne CM, Bishop LM, Laranjo N, Leboff MS, Rood JC, de Jonge L, Greenway FL, Loria CM, Obarzanek E, Williamson DA: Comparison of weight-loss diets with different compositions of fat, protein, and carbohydrates. *N Engl J Med* 2009;360:859–873.
- 40 de Koning L, Merchant AT, Pogue J, Anand SS: Waist circumference and waist-to-hip ratio as predictors of cardiovascular events: meta-regression analysis of prospective studies. *Eur Heart J* 2007;28:850–856.
- 41 Gordon T, Castelli WP, Hjortland MC, Kannel WB, Dawber TR: High density lipoprotein as a protective factor against coronary heart disease. The Framingham Study. *Am J Med* 1997;62:707–714.
- 42 Criqui MH: Triacylglycerol and cardiovascular disease: a focus on clinical trial. *Eur Heart J* 1998;19:A36–A39.
- 43 Austin MA, Hokanson HE, Edwards KL: Hypertriglyceridemia as a cardiovascular risk factor. *Am J Cardiol* 1998;81:7B–12B.
- 44 Yarnell JW, Patterson CC, Sweetman PM, Thomas HF, Bainton D, Elwood PC, Bolton CH, Miller NE: Do total and high density lipoprotein cholesterol and triglycerides act independently in the prediction of ischemic heart disease?. Ten-year follow-up of Caerphilly and Speedwell cohorts. *Arterioscler Thromb Vasc Biol* 2001;21:1340–1345.
- 45 Whelton PK, He J, Appel LJ, Havas S, Kotchen TA, Roccella EJ, Stout R, Vallbona C, Winston MC, Karimbakas J, National High Blood Pressure Education Program Coordinating Committee: Primary prevention of hypertension: clinical and public health advisory from the National High Blood Pressure Education Program. *JAMA* 2002;288:1882–1888.
- 46 Stamler R: Implications of the INTERSALT study. *Hypertension* 1991;17:116–120.
- 47 Shah M, Adams-Huet B, Garg A: Effect of high-carbohydrate or high-cismonounsaturated fat diets on blood pressure: a meta-analysis of intervention trials. *Am J Clin Nutr* 2007;85:1251–1256.

- 48 Mensink RP, Zock PL, Kester AD, Katan MB: Effects of dietary fatty acids and carbohydrates on the ratio of serum total to HDL cholesterol and on serum lipids and apolipoproteins: a meta-analysis of 60 controlled trials. *Am J Clin Nutr* 2003;77:1146–1155.
- 49 Garg A: High-monounsaturated-fat diets for patients with diabetes mellitus: a meta-analysis. *Am J Clin Nutr* 1998;67:577–582.
- 50 Sofi F, Cesari F, Abbate R, Gensini GF, Casini A: Adherence to Mediterranean diet and health status: meta-analysis. *BMJ* 2008;337:a1344.
- 51 Buckland G, Gonzalez CA, Agudo A, Vilardell M, Berenguer A, Amiano P, Ardanz E, Arriola L, Barricarte A, Basterretxea M, Chirlaque MD, Cirera L, Dorronsoro M, Egues N, Huerta JM, Larrañaga N, Marin P, Martínez C, Molina E, Navarro C, Quirós JR, Rodríguez L, Sanchez MJ, Tormo MJ, Moreno-Iribas C: Adherence to the Mediterranean diet and risk of coronary heart disease in the Spanish EPIC cohort study. *Am J Epidemiol* 2009;170:1518–1529.
- 52 Willett WC: Dietary fat plays a major role in obesity: no. *Obes Rev* 2002;3:59–68.
- 53 Howard BV, Manson JE, Stefanick ML, Howard BV, Manson JE, Stefanick ML, Beresford SA, Frank G, Jones B, Rodabough RJ, Snetsehaar L, Thomson C, Tinker L, Vitolins M, Prentice R: Low-fat dietary pattern and weight change over 7 years: the Women's Health Initiative Dietary Modification Trial. *JAMA* 2006;295:39–49.
- 54 Howard BV, Curb JD, Eaton CB, Howard BV, Curb JD, Eaton CB, Kooperberg C, Ockene J, Kostis JB, Pettinger M, Rajkovic A, Robinson JG, Rossouw J, Sarto G, Shikany JM, Van Horn L: Low-fat dietary pattern and lipoprotein risk factors: the Women's Health Initiative Dietary Modification Trial. *Am J Clin Nutr* 2010;91:860–874.