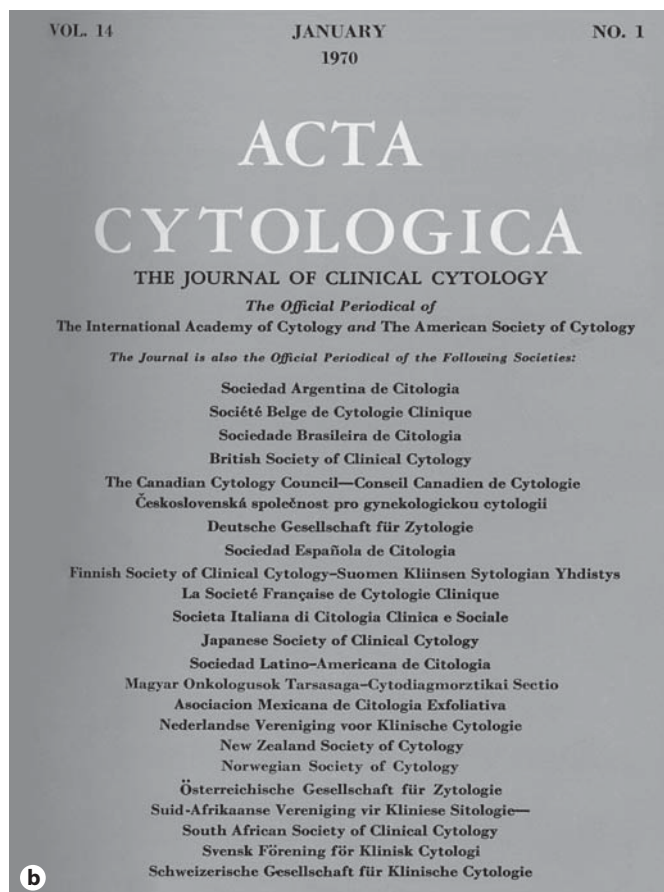
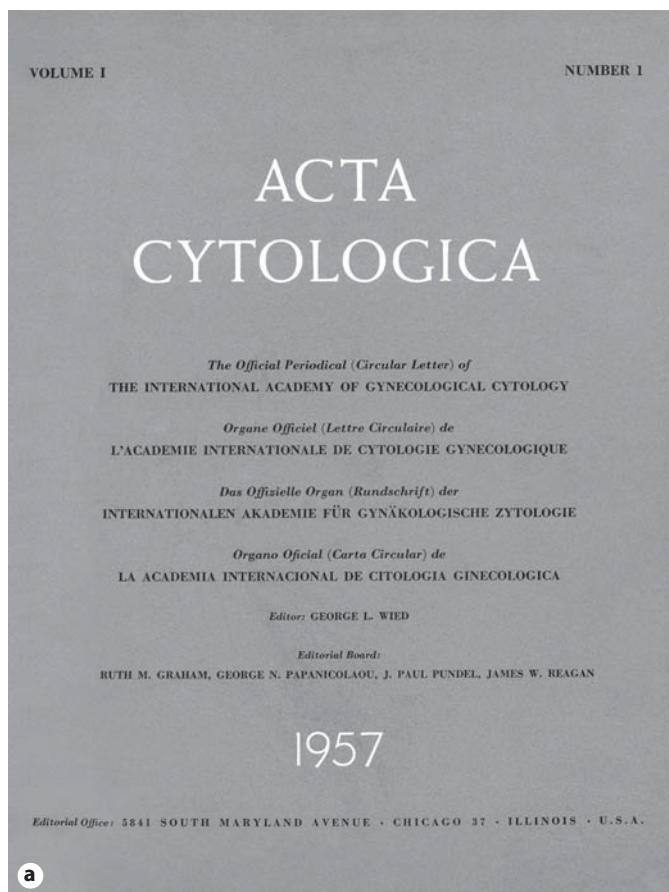




## Milestones in the Publishing History of *Acta Cytologica*

With this issue, *Acta Cytologica* has a new publisher, S. Karger AG, and begins its 55th year of publication. The change of publisher will not affect the editorial policy since there is no change in the editorial board; this communication is to inform our readers about our new publisher and to present a brief history of the journal.

Karger Publishers of Basel, Switzerland, is a leading international biomedical publisher, producing 78 journals and 150 book titles per year covering both research and clinical fields. The publishing house was founded by Samuel Karger in Berlin in 1890. The company is a family-owned corporation with house leadership now



**Fig. 1.** The changing look of *Acta Cytologica*. Covers from 1957 (a), 1970 (b), 1981 (c), 2004 (d), 2009 (e), and as of 2011 (f).



transferred to the third and fourth generation: Thomas Karger is President of the Board of Directors and Gabriella Karger leads the general management. The head office is in Basel and there are branch offices in Freiburg, Paris, London, New York, Bangalore, Bangkok, Shanghai, Singapore, Tokyo and Sydney. Karger has spent the past century as a publisher working to connect people who want to share their knowledge with those who want to learn, embracing a corporate philosophy summarized by the phrase 'Connecting the World of Biomedical Science'.

The journal *Acta Cytologica* began in the cytopathology laboratory in a former tea room and kitchen on the first floor of the Chicago Lying-in Hospital at 5841 South Maryland Avenue.

Under the direction of the editor, George L. Wied, also the founder of *Monographs in Clinical Cytology*, a book series published by Karger since 1965, *Acta Cytologica* vol. 1 No. 1 was produced for the first time in the form of a circular letter in 1957. It was published triannually as the official periodical of the International Academy of Gynecological Cytology under the auspices of the Acad-

emy in cooperation with the University of Chicago and the Cancer Research Foundation.

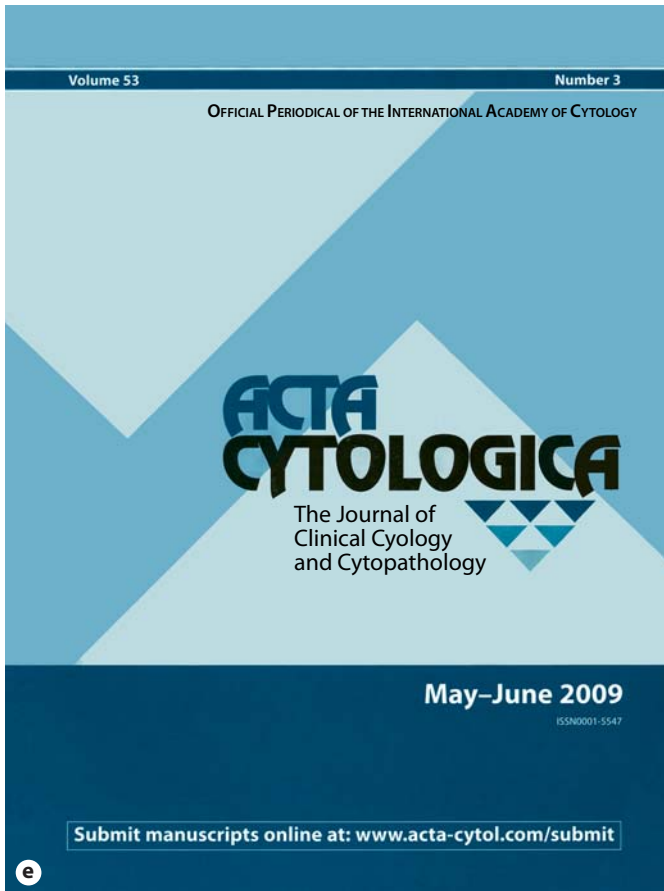
The editorial board included Ruth M. Graham, George N. Papanicolaou, J. Paul Pundel and James W. Reagan.

Included in vol. 1, No. 1 was a symposium on dyskaryosis, a symposium on fixation technique and a symposium on androgenic effects. Also included were 'Who's Who in the Academy?' highlighting George N. Papanicolaou, who was then its Honorary President.

From the beginning George L. Wied was interested in obtaining uniformity of terminology and, to this end, with volume 2, No. 1 he began drawings of a superficial cell, an intermediate cell, etc. The drawings were sent to the participants to specify the terminology he or she used to identify each cell type.

The compiled illustrations, queries and replies were then taken to the University of Chicago Press, located on the second floor above a bookstore across the street from the University of Chicago administration building on Ellis Avenue.

A typist from the UC Press had to put all the items into a readable format. The typed copies were then proofread



by the laboratory staff including visiting pathologists from New Zealand, Dr. John J. Sullivan, from the United Kingdom, and Dr. June Scudamore, along with the Chief Cytotechnologist, Alice Dargan.

J.B. Lippincott Company from Philadelphia took over the publication of *Acta Cytologica* from 1961 (vol. 5) to 1963.

Williams & Wilkins from Baltimore published the journal from 1964 to 1978 and turned the home-made periodical into a bona fide scientific journal.

Science Printers and Publishers of St. Louis took over in 1979 and remained until 2010. They introduced the rapid review system in 2004, a huge step toward digitizing all aspects of the manuscript process, providing a more efficient link from submission through the editorial and peer review process to publication.

When it was first published, *Acta Cytologica* was produced in a format of 8.5 × 11 inches (21.5 × 28 cm). It has changed somewhat over the years, as can be seen from the covers shown in figure 1.

In addition to the International Academy of Cytology, 56 cytologic societies joined the journal and use it as their

official periodical. The composition of the editorial board was expanded to include reviewers in the new areas of cytopathology.

Although the expansion from print to electronic media, and the internet in particular, has opened new means of accessing and using medical information, our main concern – to provide high quality content, independent of its form – remains unchanged.

The editorial staff of *Acta Cytologica* and Science Printers and Publishers deserve our thanks for keeping the journal viable over the past 31 years.

Both the new publisher and editors take this opportunity to welcome new and old readers and contributors to our journal.

*Marluce Bibbo*, Philadelphia, Pa., USA  
Editor-in-Chief